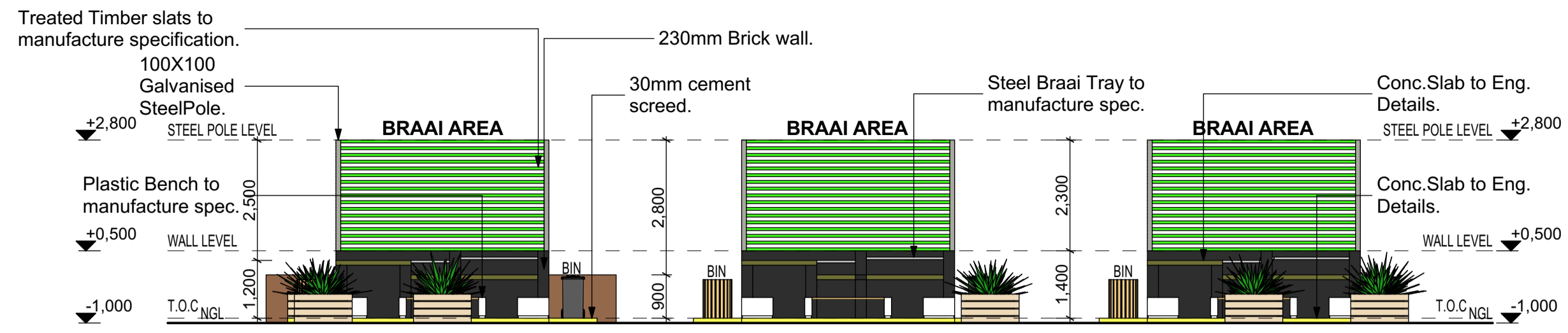
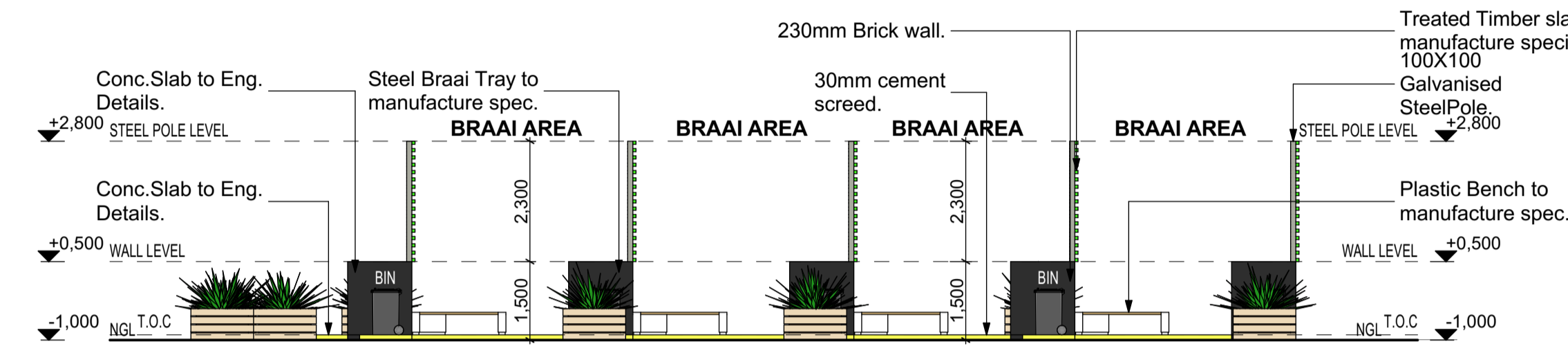


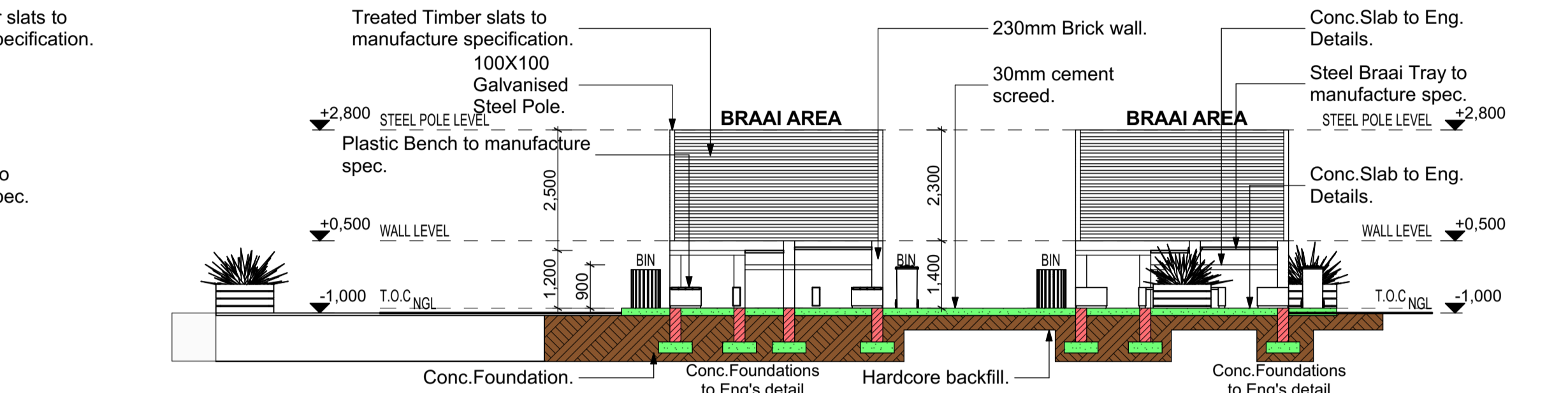
E-03 South Elevation 1:100



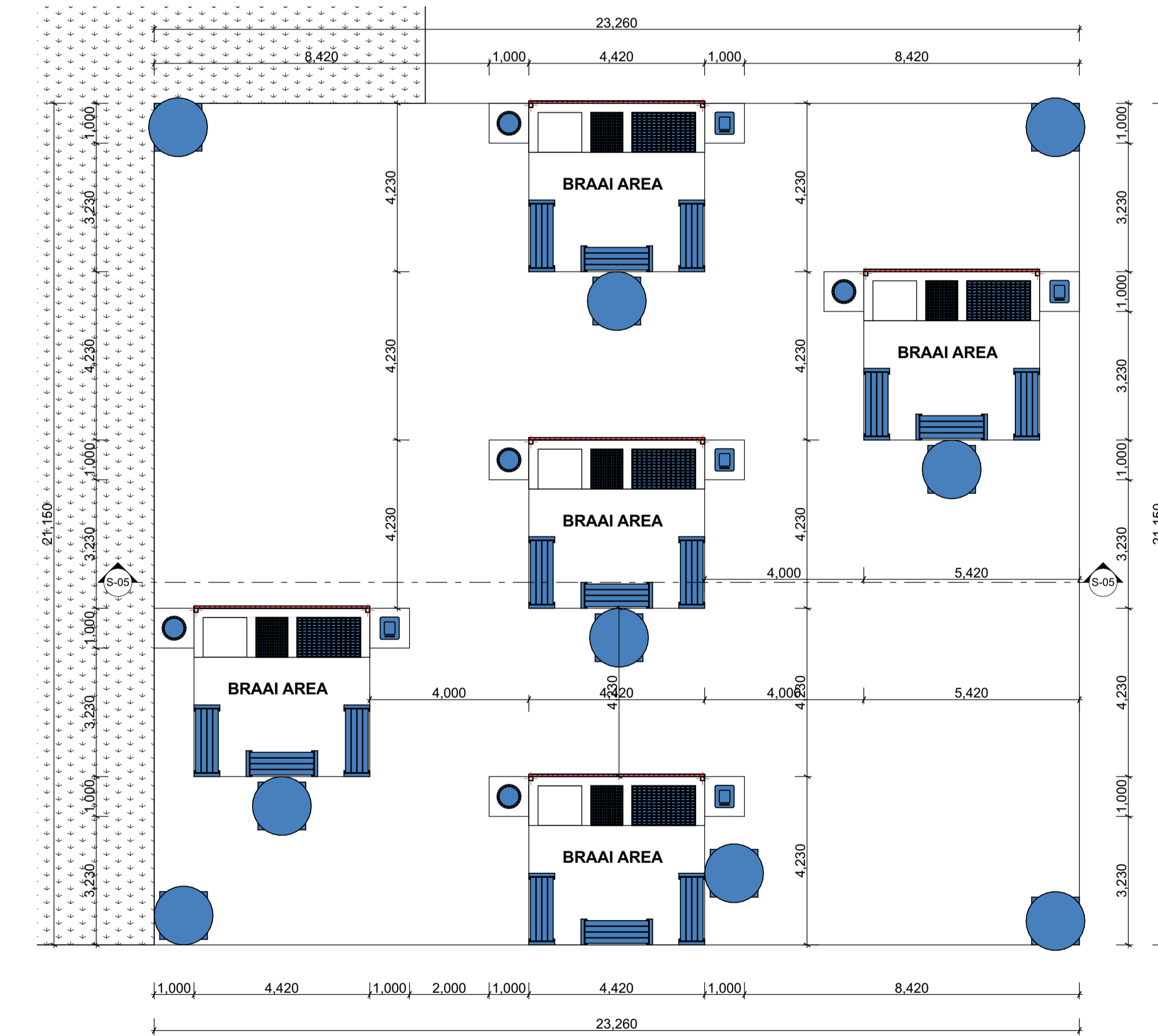
5 West Elevation 1:100



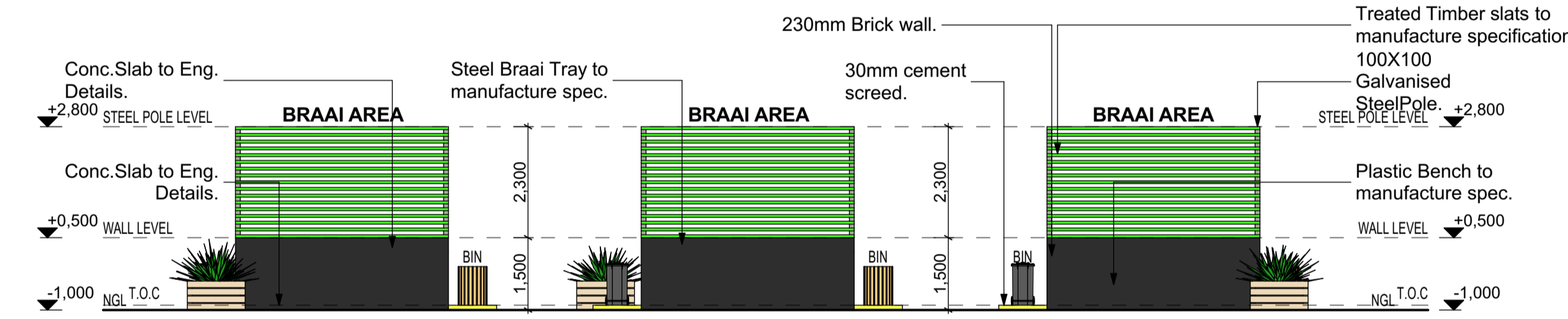
E-02 North Elevation 1:100



S-05 Building Section 1:100



0. Ground Floor Plan 1:100



E-04 East Elevation 1:100

NOTES

- B: STRUCTURAL DESIGN** - To be completed by Registered Professional Engineer with relevant experience in structural and civil engineering field. Roof of registration to be supplied when requested, approved competent person. The latter applies to stormwater disposal between inter-connected complexes.
- C: DIMENSIONS** - All rooms or spaces to be constructed in accordance with SANS 10400-C.
- D: PUBLIC SAFETY** - Any change in level design of ramps & driveways, access to be in accordance with SANS 10400-D.
- F: SITE OPERATIONS** - Sanitary facilities to be provided for construction team in accordance with SANS 10400-F.
- G: EXCAVATIONS** - Any excavation relating to a building less than 3m must be constructed with the detailed requirements of SANS 10400-G or must be subject to a rational design (or assessment or both) by an approved competent person. Any excavation in excess of 3m is subject to a rational design by an approved competent person.
- H: FOUNDATIONS** - Foundations are to be designed in accordance with SANS 10400-B or the detailed requirements of SANS 10400-K. Roof fixing needs to be in accordance with SANS 10400-B or the detailed requirements of SANS 10400-K.
- J: FLOORS** - Floors in "WET" areas are to be constructed in accordance with SANS 10400-J. Suspended floors need to be constructed in accordance with the requirements of SANS 10400-B & 10400-T or SANS 10082 or the detailed requirements of SANS 10400-J.
- K: WALLS** - Strength and stability of walls needs to be in accordance with SANS 10400-B & 10400-T or the detailed requirements of SANS 10400-K.
- L: ROOFS** - Roof coverings & waterproofing need to be in accordance with SANS 10400-L. Flat roofs or related gutters need to be constructed in accordance with the detailed requirements of SANS 10400-L or SANS 10400-K.
- M: STAIRWAYS** - Stairways must be constructed in accordance with SANS 10400-B & SANS 10400-T or the detailed requirements of SANS 10400-M. Any item(s) acting as a balustrade to such a stair needs to be in accordance with SANS 10400-K.
- N: WATERBORNE SANITARY DISPOSAL** - is subject to the requirements of SANS 10400-Q or is rationally designed by an approved competent person or is subject to an Agreement certificate or comprise all closets employed by local authority.
- O: LIGHTING & VENTILATION** - Lighting in any habitable room needs to comply with SANS 10400-1 and the detailed requirements of SANS 10400-O. Ventilation shall be in accordance to the detailed requirements of SANS 10400-T and SANS 10400-O or rationally designed by an approved competent person.
- P: DRAINAGE** - The drainage system must be in accordance with SANS 10400-P or rationally designed by an approved competent person or SANS 10400-O.
- R: STORMWATER** - Implemented according to SANS 10400-R or rationally designed by an approved competent person. The latter applies to stormwater disposal between inter-connected complexes.
- S: PERSONS WITH DISABILITIES** - Facilities to be provided in accordance with SANS 10400-S or rationally designed by an approved competent person.
- T: FIRE PROTECTION** - To be provided in accordance with the detailed requirements of SANS 10400-T or rationally designed by an approved competent person.
- W: FIRE INSTALLATION** - Installation to be done in accordance with SANS 10400-W and Water supply according to detailed requirements of SANS 10400-XA.
- W: ENERGY EFFICIENCY IN BUILDINGS** - The building shall comply to the following regulations:
 - Orientation and shading: SANS 204
 - External Walls: SANS 10400-XA
 - Fenestration: SANS 10400-XA
 - Roof Assemblies: SANS 10400-XA
 - Floors with in slab heating: SANS 10400-XA
 - Energy demanding services or control: SANS 204
 - Hot water systems: SANS 10400

- COMPETANT PERSONS:** All "competent" persons to supply proof of competency and complete required SANS 10400 documentation before acceptance on IMPORTANT NOTES TO COMPLY TO:
 1. TIMBER
 2. CHIMNEY
 3. DRY WALLS
- NOTE:** ALL SCREEN WALLS TO BE 1800mm HIGH AND COMPLETED AND FINISHED ON BOTH SIDES
- NOTE:** ALL EXPOSED SEWER PIPES ON GROUND FLOOR TO BE PAINTED TO MATCH THE WALLS
- NOTE:** CONCRETE ROOF TO BE NON-REFLECTIVE
- NOTE:** FULLBORE OUTLETS AND RW SPOUT OUTLETS TO BE PAINTED TO MATCH WALLS
- NOTE:** ROOF ACCESS ONLY ALLOWED FOR CLEANING AND MAINTENANCE OF SERVICES
- NOTE:** DSTV DISH - SMALL DISH WILL BE USED & POSITIONED TO FACE EAST/NOT TO BE VISIBLE FROM THE STREET
- NOTE:** SOLAR HEATING PANELS: POSITION NOT BE VISIBLE FROM THE STREET
- NOTE:** ALL thermal insulation material shall be non combustible when tested in accordance with SANS 10177-5.
- NOTE:** Certification of annual energy demand and consumption according to SANS 10400-W and Water supply according to detailed requirements of SANS 10400-XA) by approved competent person in terms of annual demand and consumption.

MUNICIPAL STAMPS

COPYRIGHT AND RIGHT OF REPRODUCTION OF THIS DRAWING OR ANY PORTION THEREOF IS RESERVED BY THE CONSULTING FIRM

- GENERAL NOTES**
1. The Contractor is responsible for the correct setting out of the buildings and all external and internal walls with particular reference to boundaries, building lines and setting out points.
 2. The Contractor is to verify all levels heights and dimensions on site/and is to check these against the drawing before putting any work in hand.
 3. The Contractor is to locate and identify existing services on the site/and to protect these from damage throughout the duration of the contract.
 4. The Contractor is referred to the Standard Guidelines for Quality Control/and is to refer to this office for all minimum requirements for workmanship and materials. This document is to be used in conjunction with this drawing.
 5. Any errors, discrepancies or omissions are to be reported to the Architect immediately.
 6. Contractor is to build in Approved D.P.C., whether or not these are shown on drawings, to all external walls of each floor, beam or parapet level and to all windows, doors, grilles or other opening in external walls. Cavity walls to have stepped D.P.C.'s.
 7. Any queries arising from all the above must be reported to the Architects for clarification before any work is put in hand.
 8. Do not scale this drawing refer to figured dimensions only.

TOWN PLANNING PROVISIONS

	PERMITTED	PROPOSED
HEIGHT		
FAR		
COVERAGE		
PARKING		
OVERHANG		
ZONING TYPE		
FRONT BLDG LINE		
REAR SPACE		
SIDE SPACE		

AREA SCHEDULE

TOTAL COVERAGE	
A R	
TOTAL COVERAGE	
TOTAL BUILDING AREA	585 MSQ
TOTAL BRAAI AREA	105 MSQ

Department: Economic Development, Tourism and Environmental Affairs
PROVINCE OF KWAZULU-NATAL
Zulu Kingdom. Exceptional

RAY NKONYENI MUNICIPALITY
 The Game changer of South Coast development

Kenya Caves LINDON CORPORATION

ARCHITECT: **NKOSINATHI MKHIZE**
 SACAP REGISTRATION NUMBER: **SnrPrArchT ST:1197**
 SIGNATURE: _____
 OWNER: _____
 SIGNATURE: _____

PHINDUZE
 ARCHITECTURAL DESIGN AND DEVELOPMENT PLANNING CONSULTANTS

Reg No: 2005/082950/23
 99 Skhumbuzo Ngenyeni/ Pentrich Road, Masons Mill, Pietermaritzburg,
 3200 Cell: 0677271207 or 0762199131 Fax: 0865182626
 Email: phinduze01@gmail.com
Workshop No-7 and Office No-8

CLIENT: Department: Economic Development, Tourism and Environmental Affairs (Kwa Xolo Caves)

PROJECT DESCRIPTION: **PORT EDWARD/RAY NKONYENI MUNICIPALITY**

DRAWING DESCRIPTION: **SITE PLAN, FLOOR PLAN, SECTIONS AND ELEVATIONS**

SCALE	SHEET SIZE	DATE
1:100/1:500	A1	2022-11-15

DRAWN BY: **S.M DLAMINI** CHECKED BY: **K.N MKHIZE**

DRAWING STATUS: **PRELIM. MUNICIPAL TENDER CONSTR.**

PROJECT No.	DISCIPLINE	PAGE No.	REVISION
22 0080	A		

DRAWING NUMBER: **PNZM/CEP**